



REQUIREMENTS FOR HBTMC & RNCH WEBSITE



Kindly provide the following information mandated by MCI to be updated on the HBTMC & RNCH official website.


Name of the Department: Department of ENT

Departmental Contact No: (0222 6205892)

Departmental Email ID/ Website: entdeptcooper@gmail.com

Teaching Faculty			
Sr No.	Name	Designation	Photo (Softcopy)
1	Dr. Ninad Gaikwad	Professor and HOD	
2	Dr. Shashikant Mhashal	Assistant Professor	

3	Dr. Vinod Gite	Assistant Professor	 A portrait of Dr. Vinod Gite, a man with dark hair and a goatee, wearing a dark suit jacket, a white shirt, and a red patterned tie. He is looking slightly to the right of the camera.
4	Dr. Neeraj Shetty	Assistant Professor	 A portrait of Dr. Neeraj Shetty, a man with dark, curly hair and glasses, wearing a white button-down shirt. He is looking directly at the camera against a soft, sunset-like background.

5	Dr. Samir Bhargava	Honorary Consultant	

Non-Teaching staff			
Sr No.	Name	Designation	Photo (Softcopy)
1	Dr. Labdhy Nirmal	Senior Resident	
2	Dr. Aditi Garg	registrar	
3	Dr. Latha Naik	Registrar	
4	Dr.Mohammad Haneef	House officer	
5	Dr. Balaji Mane	House officer	
6	Dr. Harish Kumar	House officer	

Clerical Staff			
Sr No.	Name	Designation	Photo (Softcopy)

UG: (To be filled by the administrative office)

1. Intake capacity of UG with status of recognition
2. List of admitted students, merit and category wise for 2017-18; 2018-19

PG:

1. Intake capacity of PG with status of recognition – **2 seats per year of DNB ENT PG**
2. **List of admitted students, merit & category wise for 2017-18, 2018-19.**

Other requirements:

1. Research publications through the department in **2018-2019 (mandatory)** and since inception (desirable) in Vancouver style of referencing.

- a) Panjiyar, Megha & Bhargava, Samir & Gite, Vinod & Shetty, Neeraj & Mhashal, Shashikant. (2019). Risk Indicators for Hearing Impairment in Neonates. Indian Journal of Otolaryngology and Head & Neck Surgery. 10.1007/s12070-019-01735-6.
- b) Mhashal, Shashikant & Shetty, Neeraj & Rathi, Amit & Gite, Vinod. (2017). Assessment of short term hearing improvement in patients of cartilage interposition ossiculoplasty for lenticular process of incus necrosis in cases of chronic suppurative otitis media: mucosal disease. International Journal of Otorhinolaryngology and Head and Neck Surgery. 10.18203/issn.2454-5929.ijohns20173202.
- c) Mhashal, Shashikant & Gharat, Chetan & Bhatt, Mitul & Yadav, Rajesh & Kakade, Dipti. (2016). REVIEW OF 40 CASES OF ISOLATED FRACTURE MANDIBLE. Journal of Evidence Based Medicine and Healthcare. 3. 4426-4429. 10.18410/jebmh/2016/942.
- d) Shoeb, Mohammed & Mhashal, Shashikant & Gite, Vinod & Bhargava, Samir. (2016). Cerebrospinal fluid rhinorrhoea: an overview of endoscopic multilayer repair. International Journal of Otorhinolaryngology and Head and Neck Surgery. 2. 180. 10.18203/issn.2454-5929.ijohns20163118.
- e) Shoeb, Mohammed & Gite, Vinod & Bhargava, Samir & Mhashal, Shashikant. (2016). Comparison of surgical outcomes of tympanoplasty assisted by conventional microscopic method and endoscopic method. International Journal of Otorhinolaryngology and Head and Neck Surgery. 10.18203/issn.2454-5929.ijohns20163166.
- f) Rathi, Amitkumar & Gite, Vinod & Bhargava, Sameer & Shetty, Neeraj. (2018). A comparative study of superiorly based circumferential tympanomeatal flap tympanoplasty with anteriorly anchoring flap tympanoplasty in large, subtotal, and anterior tympanic membrane central perforations in chronic suppurative otitis media of mucosal type. International Journal of Otorhinolaryngology and Head and Neck Surgery. 4. 432. 10.18203/issn.2454-5929.ijohns20180703.

2. Details of following activities since inception (with photos wherever possible)

a. CME and Conferences

Sr No	CME	Year
1	First ENT live surgical workshop	2016
2	First FESS Live surgical and cadaver Dissection workshop	2016
3	Second FESS Live surgical and cadaver Dissection workshop	2017
4	Mumbai con live surgical session	2017
5	International Endoscopic ear and sinus surgery workshop	2018
6	Third FESS Live surgical and cadaver Dissection workshop	2018
6	Fourth FESS Live surgical and cadaver Dissection workshop	2019
7	Dysphagia workshop	2019

b. Other Academic activities (including timetables)

3. Awards and Achievements received by students and faculty since inception.

- Second prize award paper MENTCON 2014 Dr. Mohd Shoeb
 - First prize award poster MENTCON 2015 Dr. Mohd Shoeb
 - Second prize award poster MENTCON 2016 Dr. Neeraj Shetty
 - First prize award paper MENTCON 2017 Dr. Labdhy Nirmal
 - Second prize award poster MENTCON 2017 Dr. Labdhy Nirmal
 - First Prize Video presentation MENTCON 2017 Dr. Jaskeerti Singhai
 - Second prize Video presentation Mumbai con 2017 Dr. Vinod Gite
4. Results for examination for the year in the following format-

	Degree/Diploma	Year	No of Students Appeared	No of Students Passed	Passing percentage
UG	MBBS	2018-2019			
PG		2017-2018	2	2	100
		2018-2019	2	1	50

5. Vision of the department :

To implement UG and PG Teaching programme as per new MCI Guidelines
To provide world class care in ENT and start dedicated head and neck oncology services and Cochlear implant programme.
To implement protocols for neonatal screening for congenital hearing loss and its early management.

6. Other information:

- a. Sections/Units of the department: **one unit under DR. NINAD S GAIKWAD**
- b. Services provided (new and old)

Consultation and treatment of all ear nose and throat related diseases.

Surgical treatment for ear nose and throat related diseases and skull base surgeries.

Diagnosis and treatment of head and neck cancers

Diagnosis and treatment of sleep related diseases like sleep apnea.

Fully equipped audiology department with facility of audiometry, BERA/OAE

Fully functional operation theatres with Ac and laminar low all advanced machines like coblator, laser, Endoscopy, Otomicroscopes.

Guidelines/ instructions for patients for OPD's / Investigations etc.

- c. Departmental location

Administration: First floor D Wing

OT : Third floor E wing

OPD : Lower Ground C wing

- d. Time and days

OPD : MON, WED, FRI :08:00 am to 01:00 pm
OT : TUE, THU, SAT 08:00 am onwards